

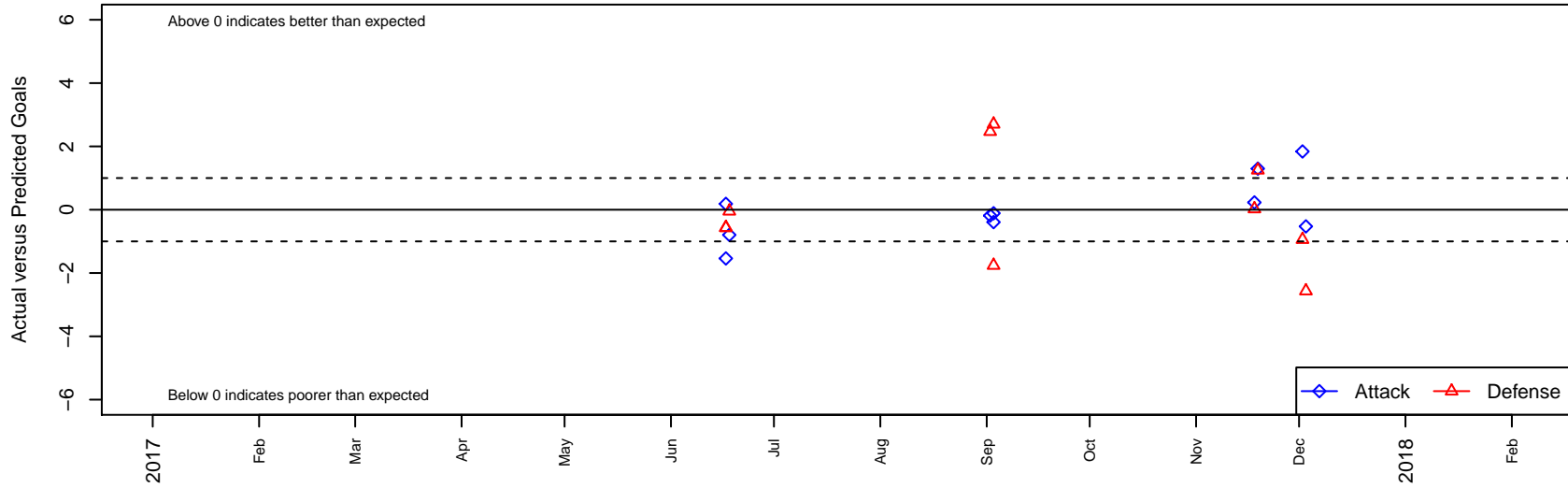
NPSA Titans White G02

Nowland Premier SA
 Bellevue, WA
 G02 total strength=1115
 attack=3.39 defense=2.61
 fall league = PSPL Classic 2 U16

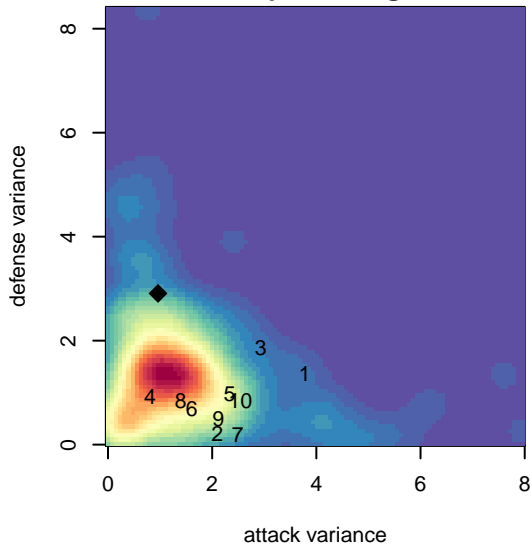
alt names used:
 NPSA G02 White Bellevue
 NPSA G02 White Bellevue
 NPSA G02 White Bellevue

Venues played:
 2017 Skagit Firecracker Div. 3 U16
 2017 Labor Day Cup GU16
 2017 PSPL Classic 2 U16

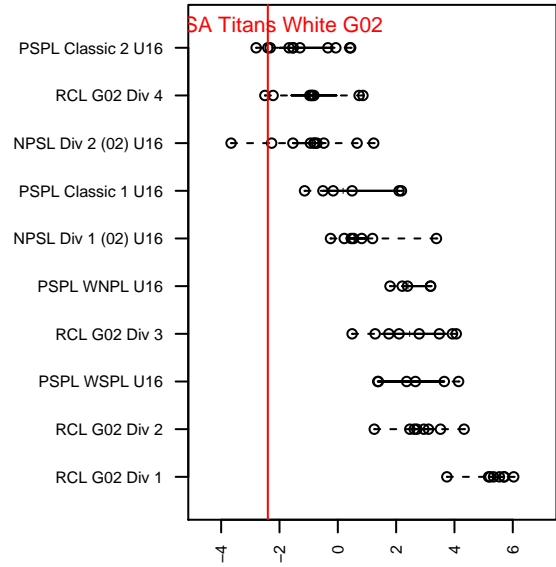
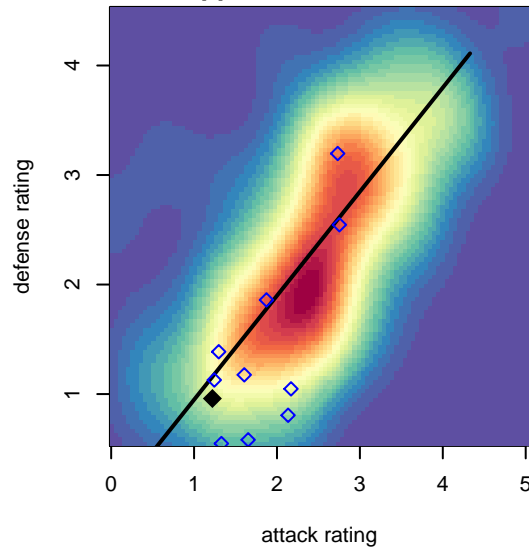
NPSA Titans White G02
 Dots are actual minus expected GF (blue circles) and GA (red triangles).
 Blue line is smoothed change in attack strength. Red is smoothed change in defense strength.



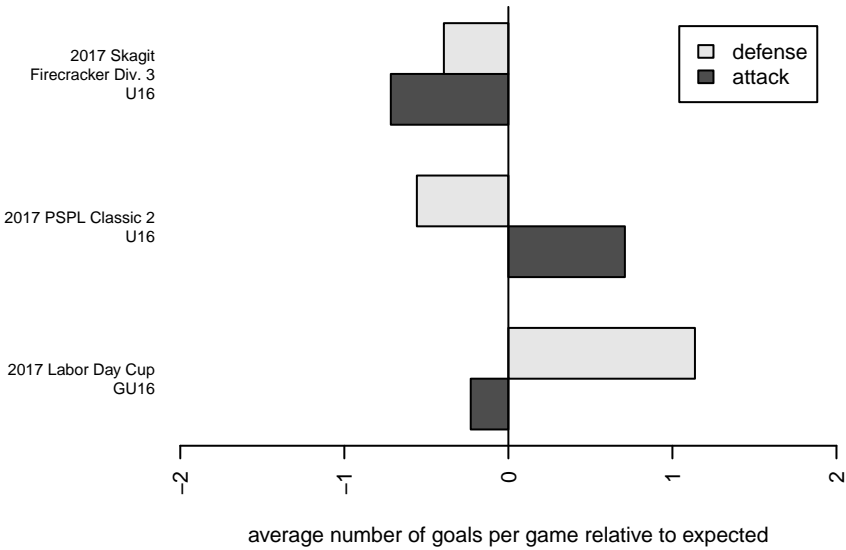
**attack and defense variance (black dot)
relative to other teams
and top 10 in region**



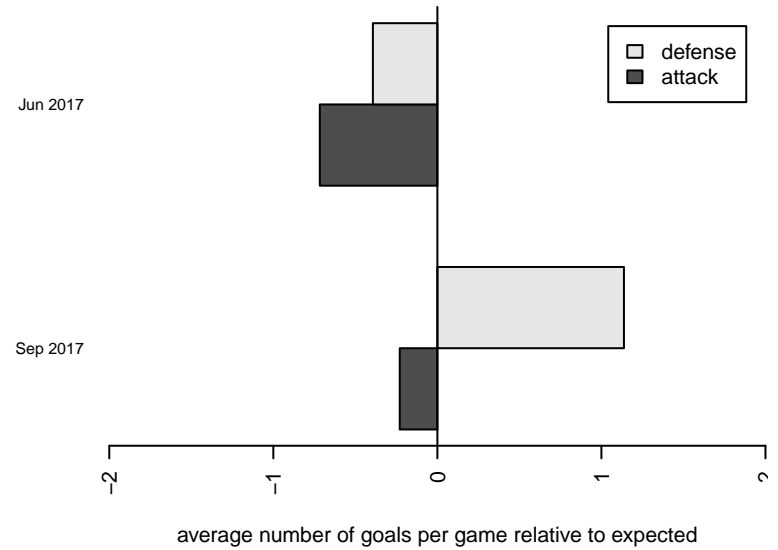
**attack and defense rating
relative to others at age
and all opponents in last 13 months**



Performance relative to 13 month average



Performance relative to 13 month average



date	home		away		venue	pred.home	pred.away
2017-12-03	ISC Gunners B White G02	4	NPSA Titans White G02	1	2017 PSPL Classic 2 U16	1.43	1.53
2017-12-02	NPSA Titans White G02	3	West Narrows FC Blue G02	4	2017 PSPL Classic 2 U16	1.16	3.06
2017-11-19	MVP Marauders White G02	0	NPSA Titans White G02	2	2017 PSPL Classic 2 U16	1.25	0.70
2017-11-18	Fuerza FC Academy G02	2	NPSA Titans White G02	1	2017 PSPL Classic 2 U16	2.03	0.77
2017-09-03	Dragons FC G02	4	NPSA Titans White G02	0	2017 Labor Day Cup GU16	2.24	0.39
2017-09-03	NPSA Titans White G02	0	Alaska Eclipse G02	3	2017 Labor Day Cup GU16	0.11	5.70
2017-09-02	Kitsap Alliance Red G02	4	NPSA Titans White G02	0	2017 Labor Day Cup GU16	6.47	0.18
2017-06-18	NPSA Titans White G02	0	Whatcom FC Rangers Blue G02	3	2017 Skagit Firecracker Div. 3 U16	0.80	2.95
2017-06-17	NPSA Titans White G02	1	NW United Red G02	2	2017 Skagit Firecracker Div. 3 U16	0.82	1.43
2017-06-17	BIFC Black G02	2	NPSA Titans White G02	0	2017 Skagit Firecracker Div. 3 U16	1.44	1.54